



**MYOPIA CONTROL CONTACT LENSES**



**A Guide to Trouble-Free Contact Lens Wear  
(Instructions for Use)**

*Consult an Eye Care Professional for suitability of wear*

[www.oculusgp.com](http://www.oculusgp.com)

## Contents

Soft contact lens (49% water,51% Acofilcon B) in buffered saline solution.

## Indications for Use (Intended Purpose)

Indicated for Myopia Compensation and Myopia Progression Control in Pediatric and Adolescent Users The lenses ensure that peripheral light rays also focus in front of your peripheral retina. This helps diminish stimuli that contribute to the accelerated progression of myopia.

## Lens Insertion

1. Wash your hands thoroughly with soap and dry them with a lint free towel. Rinse the lens thoroughly with **fresh multi-purpose** solutions.
2. Place the lens on the tip of your index finger. Make sure the lens is in a bowl shape and correctly oriented.



3. Hold up your upper eyelid firmly with one finger of your other hand.



4. While holding down the lower eyelid with one finger of your applying hand, carefully place the contact lens on your cornea.



5. Slowly release upper eyelid and gently close your eyes.



6. Repeat the same procedure for the other eye.

**Note:** If you experience blur vision after the lens insertion, check for the following:

- The lens is not fitted in the center of the eye
- If the lens is centered, remove the lens and check for the following:
  - ✓ Presences of cosmetics or oils on the lens - clean, rinse, disinfect, and place the lens on the eye again.
  - ✓ The lens is in the wrong eye.
  - ✓ If your vision is still blurred after checking the above possibilities, remove both lenses and consult your eye care practitioner.

### Centering the lens

On certain occasions, a lens may become displaced onto the sclera (the white part of the eye) due to incorrect techniques performed that most likely occur during lens insertion or removal. Such an incident may also happen during normal lens wear.

To center a lens follow one of the procedures below:

- Close your eyelids and gently massage the lens into place through the closed lids.

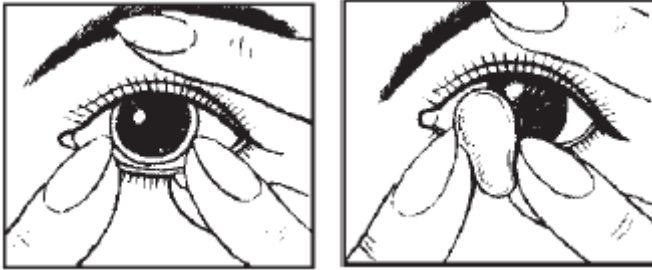
**OR**

- Gently manipulate the lens onto the cornea while the eye is open using finger pressure on the upper or lower lid next to the edge of the lens.

### Lens Removal

1. Wash your hands thoroughly with soap and dry them with a lint free towel.
2. Check to ensure lenses are on your cornea.
3. Hold down lower eyelid with your middle finger.
4. Use forefinger to slide lens to lower part of eye.

- Gently pinch the bottom edge of the lens with the pads of your index finger and thumb to remove lens.



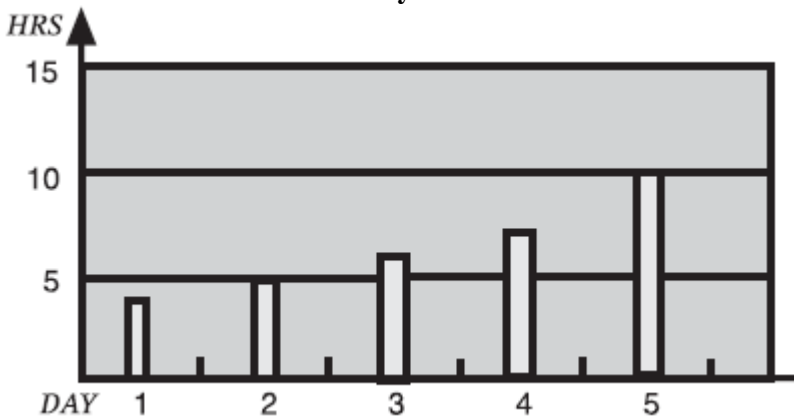
- Repeat the same procedure for the other eye.

### Daily Cleaning and Care Regimen

- After removing the lens from the eye, place it on the palm of your hand and apply a few drops of **fresh multi-purpose** solutions onto the lens.
- Rub the lens gently with your index finger against the palm for about 20 seconds on both faces.
- Rinse the lens thoroughly with **fresh multi-purpose** solutions.
- Soak the clean lens in the case with **fresh multi-purpose** solutions for your next use.
- Never rinse your lenses in water from the tap.
- Do not change the contact lens care system and lens type or parameters without consulting an Eye Care Professional.

### Schedule for Daily Wear/ Recommended Replacement Schedule/ Follow-up Visits

#### Recommended Schedule for Daily Wear

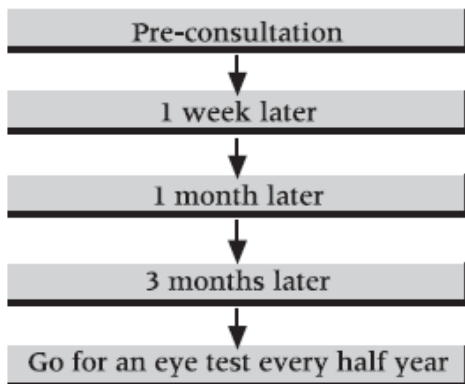


**Note:** You may notice a slight blur to the side when first wearing myopia control contact lenses. This is normal for myopia control contact lenses. Vision will improve after the wearer undergoes an

adaptation period. If these contact lenses are going to be used by a child, the mother and/or father must pay special attention to everything indicated in these instructions for use to ensure the safe use of this contact lens by their daughter or son.

1. Never wear your lenses beyond the period recommended by your Eye Care Professional
2. Always discard lenses worn on a frequent replacement schedule after the recommended wearing schedule prescribed by your Eye Care Professional.
3. The lenses are meant for daily wear, with a replacement schedule of 3 months.

#### **Follow-up visit**



#### **Contraindications**

1. Do not use the contact lens if any of the following conditions exist: (a) Any ocular pathologies, such as: ocular infections, conjunctivitis or inflammation of the conjunctiva, keratitis or corneal inflammation, dry eye, acute inflammation of the anterior segment of the eye (iritis), reduced corneal sensitivity, ptosis, chronic ocular allergy (b) Any active corneal infection (bacterial, fungal, protozoal, or viral) (c) Systemic pathologies that may affect the corneal surface. (d) If eyes becomes red or irritated.
2. Some medications, especially for the eyes, are contraindicated in the use of contact lenses. If this is your situation, consult your Eye Care Professional.
3. Users who, for whatever reason, are not able to maintain or handle contact lenses properly.

## Warnings / Precautions

1. The safety and effectiveness of contact lens depends on proper handling of contact lenses and lens care products. Eye infection with possible permanent damage to vision, corneal infections, corneal ulcers or vision loss, can result from the failure to strictly follow instructions recommended in IFU.
2. Proper use and care of contact lenses and lens care products, including lens cases, are essential for the safe use of these products. Do not use tap water, mineral water or saliva to clean the lenses or to fill the lens holder as it increases the risk of serious microbial infection. Dispose of the solution in the lens holder after each use, and refrain from leaving lenses in tap, mineral, or distilled water, as well as any non-sterile solutions, to prevent contamination and potential harm and risk of microbial infection to your eyes. Thoroughly clean, rinse, and air dry the lens holder after each use.
3. If you do not wear contact lenses for a few days, ask your Eye Care Professional for advice on their correct storage.
4. Eye care professional should be consulted regarding the use of the contact lens in certain atmospheric or environmental conditions that can cause irritation to the eyes.
5. Avoid all harmful or irritating vapors and fumes while wearing lenses. Lenses should be removed immediately after contact with them.
6. Ask your Eye Care Professional about wearing lenses during sporting activities. Do not practise water sports with the lenses on without wearing goggles that do not let the water through.
7. Put on your lenses before putting on makeup and remove them before removing makeup. Do not get cosmetics, lotions, soaps, creams, deodorants, or sprays in your eyes or on your lenses. Close your eyes when using hairsprays.
8. Do not use the lenses if the original vial is broken, deteriorated, damaged or opened. In this case, go back to your Eye Care Professional where the contact lenses have been fitted.
9. Do not share your contact lenses with others. Always keep your lenses immersed in recommended storage solution when lenses are not being worn (stored) that will be renewed every day. Prolonged periods of drying will reduce the ability of the lens surface to return to a wettable state. Always discard any remaining solution from the lens holder after each use. Do not add maintenance solution to lens holder with used solution. Place the lens holder upside down to drain excess solution as it dries. Replace the lens holder with a new one frequently, at least when starting a maintenance solution bottle  
Soft contact lenses are for daytime wear. Remember to remove contact lenses before bed. On some occasions, your Eye Care Professional can prescribe the continued use of soft contact lenses, in this particular case, follow what is indicated by your Eye Care Professional. Never use totally or partially dehydrated lenses. You should not use the product after the expiration date stated on the carton and bottle.
10. Keep out of reach of children.

## Adverse Reactions

1. During the use of contact lenses and their solutions for maintenance, you may experience the following reactions: stinging, burning or itching (irritation), reduced comfort compared to the first time you put the lenses on, sensation of something in the eye (a foreign body, a scratch in a certain area), excessive tearing of the eye, unusual discharge from the eye, red eyes, corneal oedema, corneal neovascularization, abnormalities of the tarsal conjunctiva, iritis, conjunctivitis, decreased visual acuity (reduced vision), blurred vision, flashes or halos around objects, sensitivity to light (photophobia) or dry eyes.
2. If you experience any of these reactions: **Remove lenses immediately and**
  - If the discomfort or problem goes away, carefully examine the lenses closely.
  - If the lens is damaged, do not put it back in your eye. Put the lens in its case and contact your eye care professional.
  - If the lens is dirty, has a tab or a foreign body, or if the problem goes away and the lens is undamaged and has been thoroughly cleaned, rinsed, and disinfected, re-insert the lens.
  - If the problem persists, remove the lenses and see your eye care professional immediately.
  - It is also recommended that you see your eye care professional routinely, as directly in the IFU.






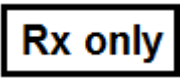



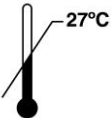
### Adverse Effects Notification

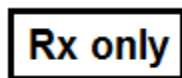
You can notify us of medical incidents or adverse reactions at the web address: <https://www.oculusgp.com/>. You can also notify the Health Authorities of the country in which you are.

### Disposal


Dispose of the product in the usual way. Try to recycle cardboard cartoning and packaging as indicated in your city.

## Symbol Reference Guide on Packaging and Label

	Manufacturer	<b>PWR</b>	Diopter (Lens Power)
	Batch code	<b>BC</b>	Base Curve
	Use- by date		Sterilized using steam or dry heat; Single sterile barrier system with protective packaging outside
	Consult instruction for use	<b>DIA</b>	Diameter
	CAUTION: U.S. Federal law restricts this device to sale by or on the order of a licensed eye care professional		Medical Device
	Do not use if package is damaged and consult instructions for use		Keep away from sunlight
	Temperature limit		



Printed in Singapore  
 Revision date: 06/2024  
 Revision number: ESAV-IFUK(0)



Oculus Private Limited  
 10 Kaki Bukit Avenue 1  
 #06-08  
 Singapore 417942